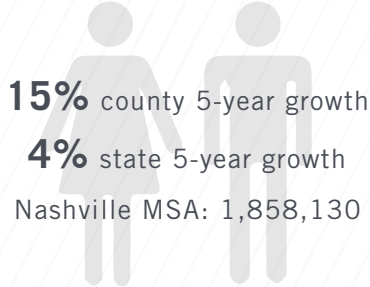


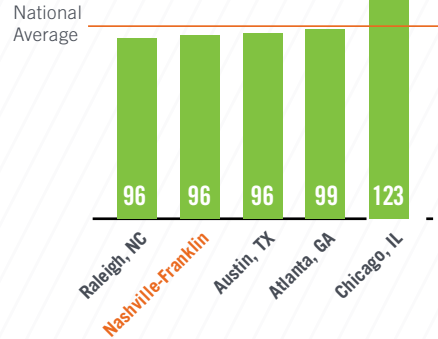
WILLIAMSON, INC. ECONOMIC DASHBOARD - DEC 2017

www.williamsonchamber.com | Williamson County, Tennessee | 615.261.2880

POPULATION: 216,717

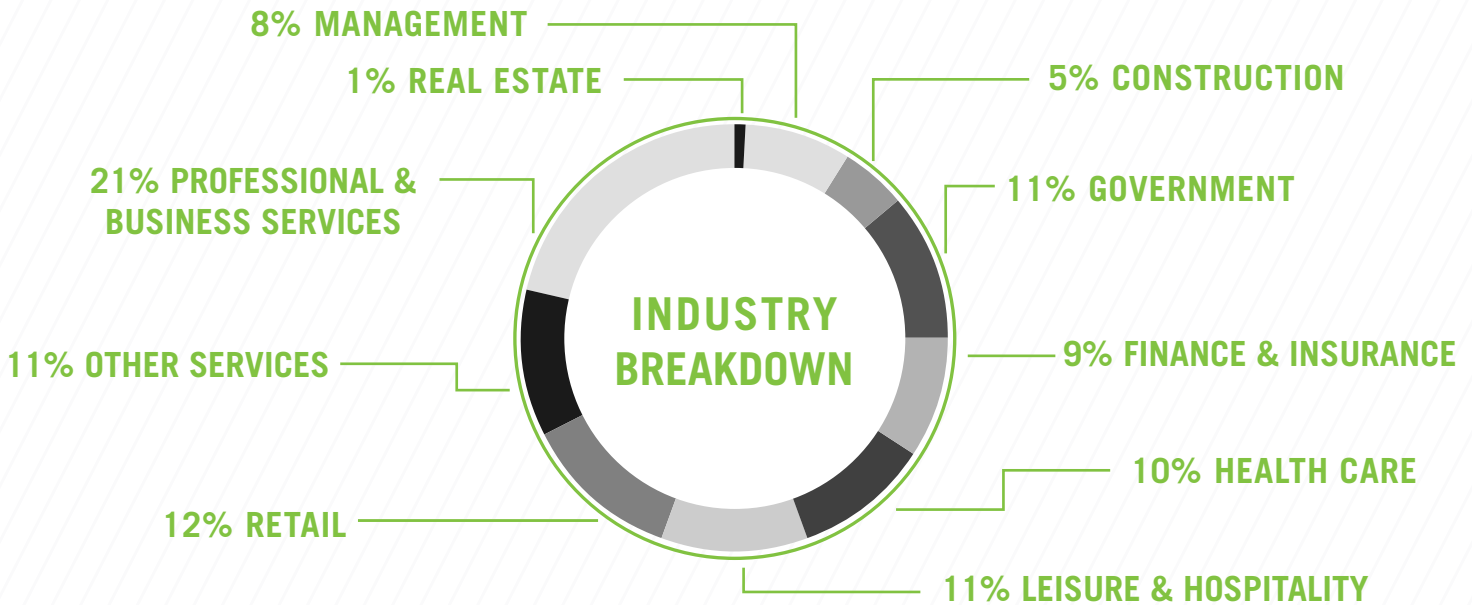


COST OF LIVING Q3 2017



OCT UNEMPLOYMENT: 2.2%

3.0% TN | 4.1% U.S.



103 New Business Licenses in Nov. | 2253 YTD

NOV LOCAL SALES TAX INCOME:

Up 1% from 2016
Up 12% from 2015

RESIDENTIAL DEVELOPMENT

Median SF Home sale price for NOV. was **\$479,900** up **3.3%** from October. The # of home closings increased 8.24% from 2016.

171 home building permits issued in NOV., **2099** YTD, **-8%** from 2016.

COMMERCIAL DEVELOPMENT (Q3 2017)

	VACANCY RATE	AVERAGE RENT	VACANT SF
Brentwood	6.4%	\$27.96	359,465
Cool Springs	5.6%	\$29.51	420,128