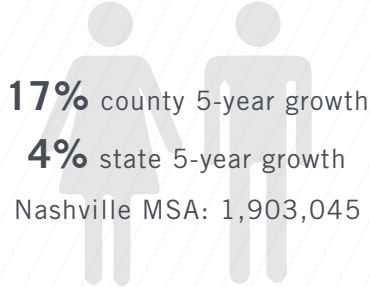


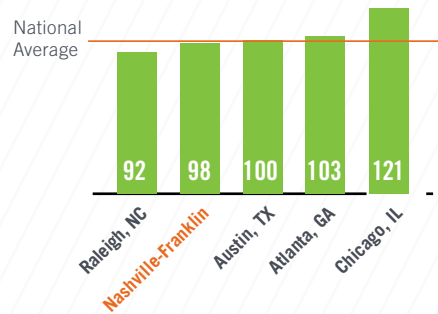
WILLIAMSON, INC. ECONOMIC DASHBOARD - FEB 2019

www.williamsonchamber.com | Williamson County, Tennessee | 615.261.2880

POPULATION: 226,257

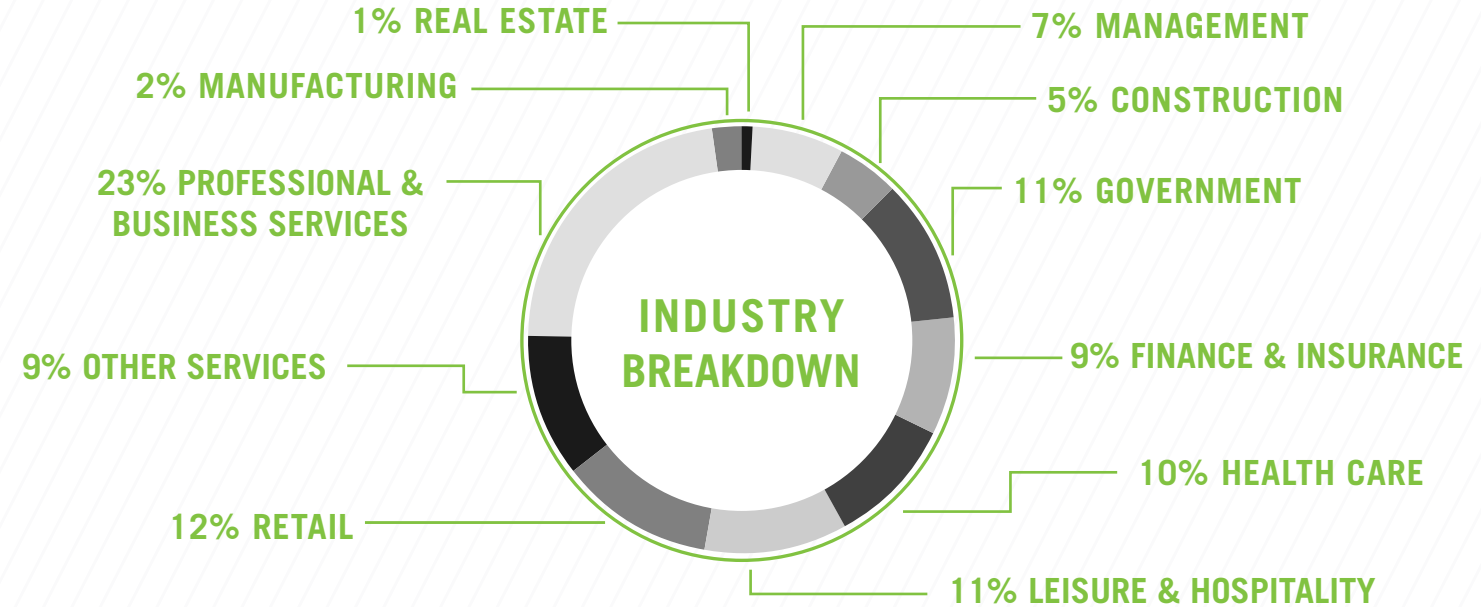
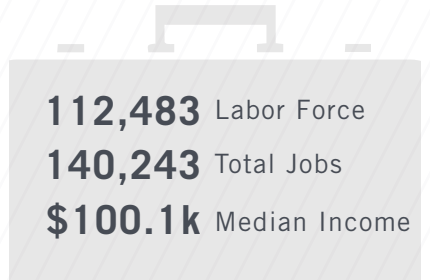


COST OF LIVING Q4 2018



JAN UNEMPLOYMENT: 2.1%

3.6% TN | 3.9% U.S.



145 New Business Licenses in JAN | 145 YTD

JAN LOCAL SALES TAX INCOME:

Up 22% from 2018
Up 32% from 2017

RESIDENTIAL DEVELOPMENT

Median SF Home sale price for JAN was **\$608,259** down **0.1%** from DEC. The # of home closings decreased 26% from JAN 2017.

COMMERCIAL DEVELOPMENT (Q4 2018)

	VACANCY RATE	AVERAGE RENT	VACANT SF
Brentwood	10.3%	\$27.65	575,865
Cool Springs	11.7%	\$30.40	928,617